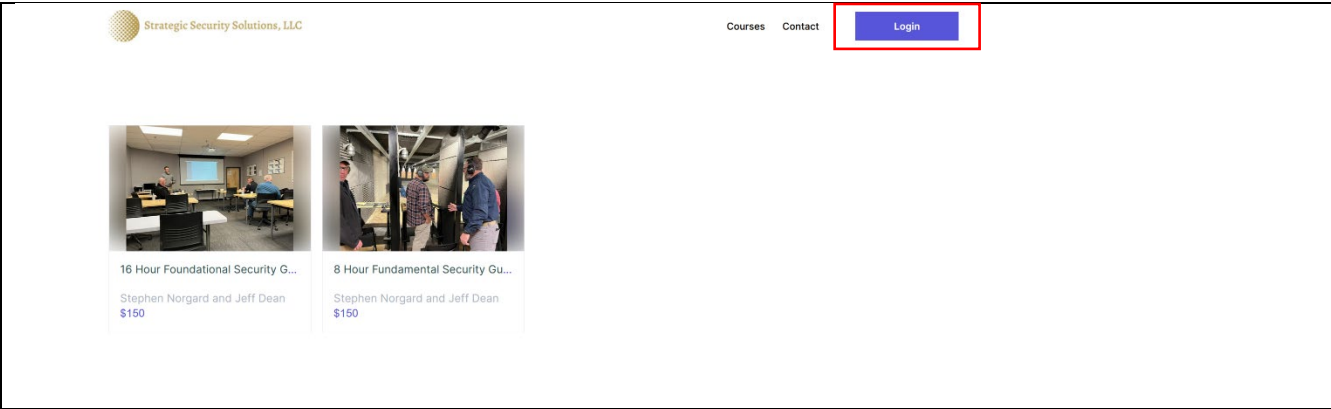
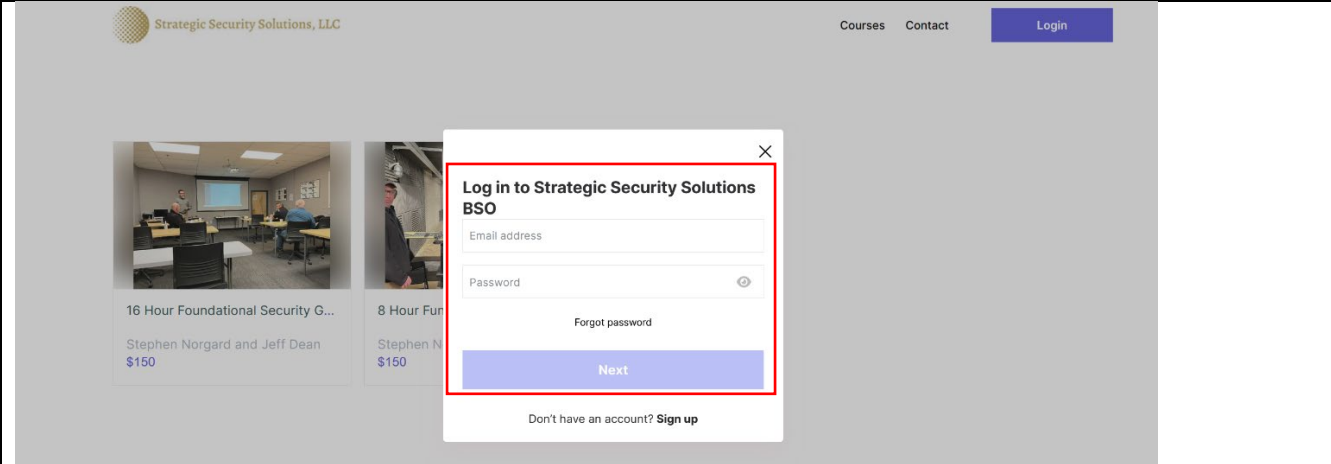


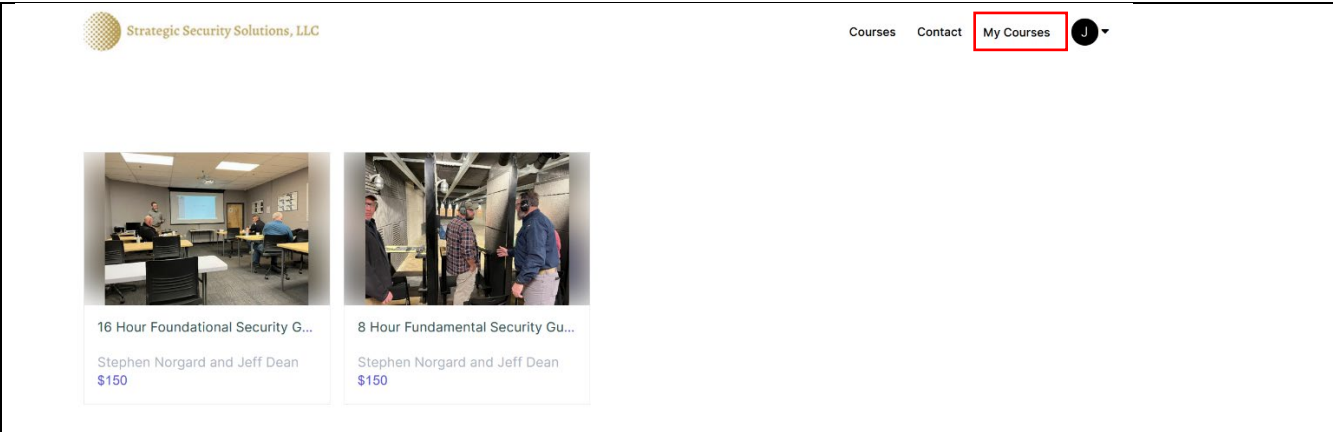
Gaining Access to Your Security Guard Course

Follow the instructions below to gain access to your security guard course.

<p>Step #1</p> <p>Navigate to: https://learn.strategicsecuritysolutionsllc.com/</p> <p>Click “Login” in the upper right corner.</p>	 <p>The screenshot shows the top navigation bar of the Strategic Security Solutions, LLC website. The 'Login' button is highlighted with a red rectangular box. Below the navigation bar, two course cards are visible: '16 Hour Foundational Security G...' and '8 Hour Fundamental Security Gu...'. Both courses are by Stephen Norgard and Jeff Dean and cost \$150.</p>
<p>Step #2</p> <p>Enter your Email Address and Password. If you have forgotten your password, click “Forgot Password” and follow the prompts.</p> <p>Once you’ve entered your Email Address and Password, click “Next” to login.</p>	 <p>The screenshot shows the login form on the Strategic Security Solutions, LLC website. The 'Next' button is highlighted with a red rectangular box. The login form includes fields for 'Email address' and 'Password', a 'Forgot password' link, and a 'Next' button. Below the form, there is a link for 'Don't have an account? Sign up'.</p>

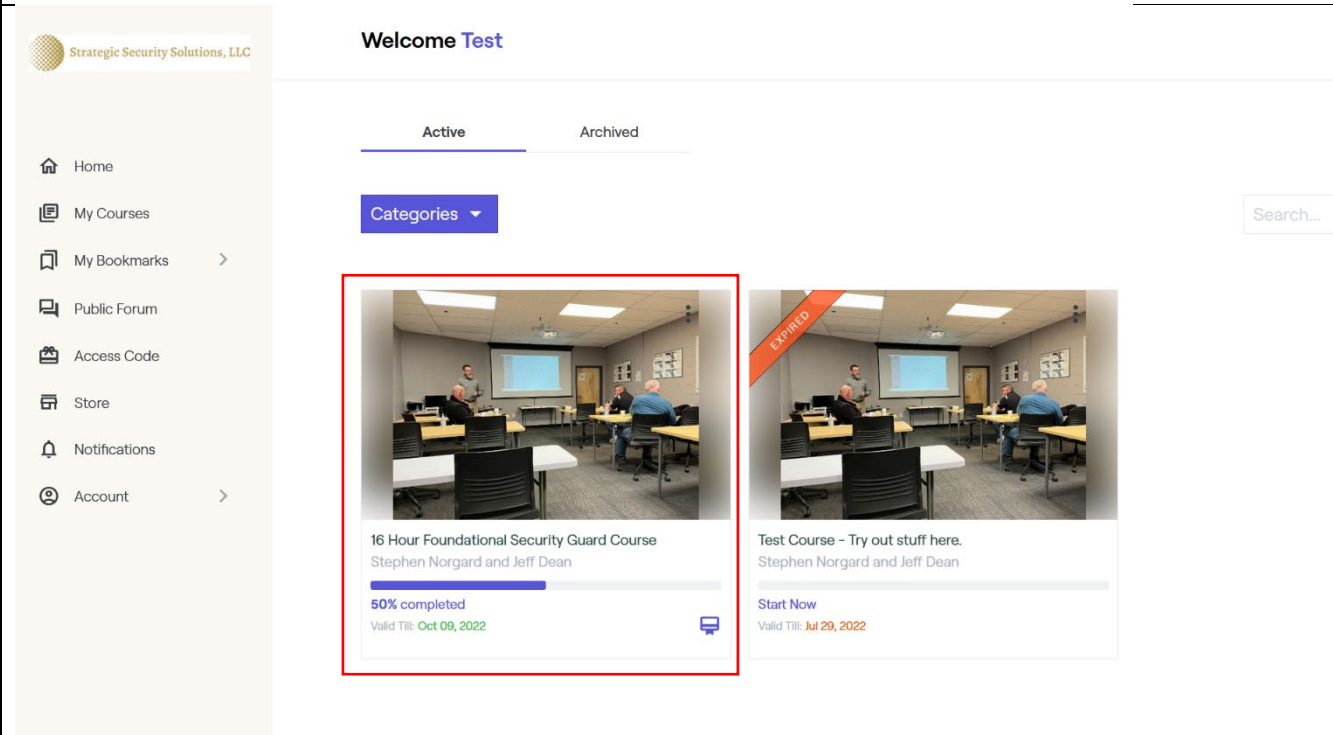
Step #3

Once you have logged in, click **“My Courses”**.



Step #4

Click on the course image to enter the course.



Step #6

Your course should now be displayed. Go through the skills course until you feel confident you can pass the assessment. Once you are ready to take the assessment, click **“Next”**

The screenshot shows the course interface for the '16 Hour Foundational Security Guard Course'. The progress bar indicates '50% completed in 18m'. The left sidebar contains a 'CONTENTS' menu with 'Introduction', 'Definitions', and 'Quiz #1' listed. The main content area displays the 'Introduction' lesson, which includes the title 'Strategic Security Solutions - Foundational Security Guard Skills' and the course title 'FOUNDATIONAL SECURITY GUARD SKILLS'. The 'Next' button in the top right corner is highlighted with a red box.

Step #7

Read the assessment directions carefully and then take the assessment.

After passing the assessment, your certificate is now accessible. Click the **“Certificate”** link on the left side of the screen.

The screenshot shows the course interface after completion. The progress bar indicates '100% completed in 18m'. The left sidebar contains a 'CERTIFICATE' link highlighted with a red box. The main content area displays the assessment results for the '16 Hour Foundational Security Guard Course'. The results table shows a score of 50.00/50, a time taken of 6m 14s, and 50 correct questions. A bar chart shows the distribution of questions: Total (50), Correct (50), Incorrect (0), and Skipped (0).

Metric	Value
Rank (based on first attempt)	1/24
Percentile (based on first attempt)	95.00
Your Marks	50.00/50
Time Taken	6m 14s
Correct Questions	50
Incorrect Questions	0
Skipped Questions	0

Step #8

You should now see the Get Certificate screen. To download a copy of your certificate click the “here” link.

Congratulations, you should now have a copy of your certificate.

The screenshot shows a course completion interface. On the left, a sidebar contains a 'Back to courses' link, a progress bar for '100% completed in 18m', and a 'Contents' menu. The main area displays course details for '16 Hour Foundational Security Guard Course', including a rank of 1/24, a percentile of 95.00, and marks of 50.00/50. A 'Get Certificate' modal is open, prompting the user to click a 'here' link (highlighted with a red box) to download the certificate. Below the link are social media sharing icons for @, Twitter, Facebook, LinkedIn, Telegram, and WhatsApp.

Metric	Value	Status
Rank (based on first attempt)	1/24	
Percentile (based on first attempt)	95.00	Total
Your Marks	50.00/50	Correct

Get Certificate

To download your certificate, click [here](#)

And Share it on Social Media

@ Twitter Facebook LinkedIn Telegram WhatsApp